

What to do if a multimeter has light but doesn't display anything



Overview

One of the most common reasons for a multimeter not functioning properly is a dead or weak battery. Make sure to check and replace if necessary. Another potential issue could be faulty fuses. But when it stops working—whether it won't power on, gives no readings, or displays incorrect values—it can be both confusing and frustrating. In this guide, we'll walk through detailed, step-by-step troubleshooting methods to help you identify and resolve the issue. Here are typical symptoms when. When your multimeter's display goes blank, becomes too dim to read, or shows only partial segments, it can stop your work completely. A multimeter is a handy device that can measure voltage, current, resistance, and other electrical. If you're wondering, “Is my multimeter broken?”

”, this comprehensive guide will provide you with the necessary steps to diagnose and troubleshoot common multimeter malfunctions.

What to do if a multimeter has light but doesn't display anything



A multimeter is an essential tool for any technician, electrician, or DIY enthusiast. But when it stops working—whether it won't power on, gives no readings, or displays ...



Is your multimeter display (LCD or LED) not working? In this video, we'll walk you through a step-by-step guide to repairing your multimeter display at home.



If your multimeter gives false readings, start with simple fixes—battery, leads, and settings—before moving on to calibration or replacement. Maintaining your meter is just as important as maintaining ...




A multimeter is an essential tool for any technician, electrician, or DIY enthusiast. But when it stops working—whether it won't power on, gives no readings, or displays incorrect values—it can be both ...



This comprehensive guide will help you diagnose why your multimeter display isn't working properly and provide proven solutions to restore clear, readable measurements.




This comprehensive guide will help you diagnose why your multimeter display isn't working properly and provide proven solutions to restore ...



A non-functioning multimeter can be incredibly frustrating, but by understanding the potential causes and employing a systematic troubleshooting approach, you can often resolve the ...



If your multimeter display is malfunctioning—dim, unresponsive, or flickering—this video provides a step-by-step guide to troubleshoot and repair these common display issues.




One of the most common reasons for a multimeter not functioning properly is a dead or weak battery. Make sure to check and replace if necessary. Another potential issue could be faulty fuses. Consult ...



By following these troubleshooting steps, you can diagnose and resolve common multimeter malfunctions. Remember to regularly calibrate your multimeter and handle it with care to ...



Troubleshooting a multimeter involves checking connections, batteries, and settings to ensure accurate readings. Learn how to identify and fix common issues with this essential electrical tool.



First, I check the battery. A low battery can cause my multimeter to malfunction. If the display is faint or non-existent, replacing the battery is my first step. Next, I inspect the probe leads. ...

Contact Us

For more information, pricing, or custom network solutions, please contact us:

Website: <https://hashherbcafe.co.za>

Email: hello@hashherbcafe.co.za

Phone: +27 63 814 7295

Address: 15 Galaxy Road, Linbro Business Park, Johannesburg, 2065, South Africa

This document is for informational purposes only. Specifications subject to change without notice.

