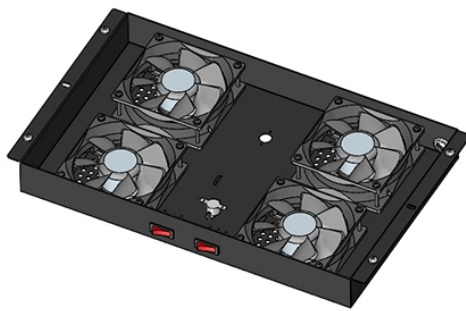


What do we use to log in to the aggregation switch





Overview


Use AXIS IP Utility or AXIS Device Manager to find the device on the network. Rlogin using the new. The following demonstration takes the Ubiquiti USW-Pro-Aggregation Switch as an example to illustrate how to log in to and manage a Ubiquiti switch. This managed Layer 2 switch is designed to enhance network performance with its eight 10G SFP+ ports, offering high-bandwidth connectivity for demanding network environments.





What do we use to log in to the aggregation switch

 <p>OEM/ODM CUSTOMIZATION AVAILABLE</p> <p>Full product customization</p> <p>Structure customization</p> <p>Brand customization</p> <p>Packaging design</p>	<p>A: The primary purpose of an aggregation switch is to connect multiple access switches to a core layer switch, allowing for efficient data flow and network management.</p>
--	--

	<p>Using either the console, telnet or ssh, connect to the command-line of your switch and log in with a user who has administrative privileges. On the prompt screen, enter the administrative login information.</p>
---	--

	<p>Enter the username and password provided on the product label. The default username is root. Click Apply. Relogin using the new password. You will now enter the product's web page, and will be able ...</p>
--	--

	<p>This article provides a comprehensive explanation of link aggregation — covering LACP, static vs dynamic link aggregation, and MLAG (Link Aggregation Plus) — along with real ...</p>
---	--

	<p>According to official requirements, the USW-Pro-Aggregation Switch requires UniFi Controller Software Version 6.1.25 or later. Here, we choose the latest version (9.3.45) compatible ...</p>
---	--



To accomplish this, use a feature such as Network Access Restrictions (on Cisco Secure ACS), to specify AAA client IP addresses or groups. This works because each VDC sources its AAA traffic ...



The Link Aggregation feature when helps connecting two or more physical links between two network devices without forming loops. Link Aggregation can be used between switches, servers ...



All advanced configurations, monitoring, and firmware updates for the USW-Aggregation are performed via the UniFi Network Controller. Access the controller through a web browser to manage your ...



Installed in the middle of the network architecture, the aggregation switch is in charge of controlling the data sent from the lower layer (access layer switch), while also reporting data to the ...

Contact Us

For more information, pricing, or custom network solutions, please contact us:

Website: <https://hashherbcafe.co.za>

Email: hello@hashherbcafe.co.za

Phone: +27 63 814 7295

Address: 15 Galaxy Road, Linbro Business Park, Johannesburg, 2065, South Africa

This document is for informational purposes only. Specifications subject to change without notice.

