



Techniques for climbing and bending mesh cable trays



Techniques for climbing and bending mesh cable trays



Creating bends in wire mesh cable trays is simple, fast, and cost-effective when done correctly. With proper cutting and bending techniques, you can achieve professional cable routing without additional ...



Angle Joint Cut sections of both trays as pictured. Overlap trays at desired angle, and secure sides and bottom using two Couplers (WR-CPLKK34) as shown.



Mesh cable tray systems Mounting instructions © 2020 OBO Bettermann Holding GmbH & Co. KG Reprinting, even of extracts, as well as photographic or electronic reproduction are prohibited! Table ...



These installations must be bonded per NEC 392.7(A) which states: "Metallic cable trays that support electrical conductors shall be grounded as required for conductor enclosures in accordance with ...



The document provides instructions for the installation of 90° short radius bends for wire mesh cable trays in various widths (4", 6", and 12"). It lists the required accessory (NL8530012) for each width of ...



Learn how to cut and bend 10 ft. mesh cable trays for corners in commercial offices. Improve structured cabling for PoE, fiber, power, and control cables with...




Guide for making bends, tees, crosses, risers and reducers from straight sections of wire basket cable trays live at the project.



Cut wires with B-Line Angular Bolt Cutter, bend to create a bend, tee, or reducer. Do not use center cut blades. For the best results, use a WB30BC Angular Blade Offset Bolt Cutter with 24" (600 mm) long ...



Use this guide to learn the most effective installation practices when installing Cablofil tray. Each example of bends and tee's clearly illustrate proper tray cutting combined with recommended usage ...



You can buy a manufactured 90 degree bend or make one on a cable tray bending machine but in this video I show you how to make one using a metal bar. This technique can get you out of a jam if you haven't bought one or ...



Learn how to cut, bend, and assemble mesh cable trays to create T-branches, cross-overs, 90° bends, and rising or falling bends. In this step-by-step tutorial...

Contact Us

For more information, pricing, or custom network solutions, please contact us:

Website: <https://hashherbcafe.co.za>

Email: hello@hashherbcafe.co.za

Phone: +27 63 814 7295

Address: 15 Galaxy Road, Linbro Business Park, Johannesburg, 2065, South Africa

This document is for informational purposes only. Specifications subject to change without notice.

