






Specifications of grounding pin for secondary distribution box

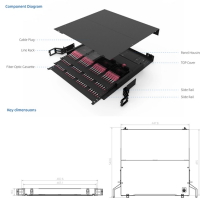


Specifications of grounding pin for secondary distribution box

	<p>For example, for U.S. installations, the National Electrical Code (NEC) gives you the requirements for safe bonding and grounding, such as information about the size and types of conductors and ...</p>
	<p>Two of these additional topics include the sizing of the terminals and conductors for creating secure grounding circuits, as well as the rules and conditions that determine when the ...</p>
	<p>This technical specification describes SPEN''s requirements for earthing and bonding systems at secondary substations. This includes all HV/LV substations, HV only substations, HV pole-mounted ...</p>
	<p>Each DISTRIBUTION BOX and controller must be grounded. On the US market, a 5.26 mm² (10 AWG) ground wire must be used, and in all other markets a 6 mm² must be used.</p>
	<p>Bond all conduits entering primary switchgear, main breaker panel, and secondary service entrance switchboard / panelboard with a ground wire connecting the grounding type ...</p>



This document provides specifications, ordering information, illustrations, and application instructions for the various sizes of non-concrete and precast concrete enclosures used in PG& E electric ...



Connect the conductor from the panel ground bus or connector at the source to all items to which the conduits or raceways connect. Bond to a ground lug within each panel, box or equipment.



This section shall cover all grounding from the secondary of the main supply transformer OR service entrance main disconnect and all wiring downstream of ...



The conductors that connect the electrical equipment to the network need to be short to minimize the grounding impedance. This diagram shows the configuration of ground electrodes and ...



The A/E shall include details on the drawings, and edit details as necessary to comply with project scope and latest codes. This section specifies the furnishing, installation, connection, and testing of ...



The ground wire shall be attached an appropriate ground rod clamp and shall be with staples. The staples on the ground wire feet part, except for a distance of 8 feet feet down from the top of the pole, ...



Ground resistance measurements shall be made before the electrical distribution system is energized or connected to the electric utility company ground system, and shall be made in normally dry ...



Every utility branch circuit, whether three or single phase, must contain an insulated equipment-grounding conductor that is separate from the phase and neutral conductors within the branch.

Contact Us

For more information, pricing, or custom network solutions, please contact us:

Website: <https://hashherbcafe.co.za>

Email: hello@hashherbcafe.co.za

Phone: +27 63 814 7295

Address: 15 Galaxy Road, Linbro Business Park, Johannesburg, 2065, South Africa

This document is for informational purposes only. Specifications subject to change without notice.

