

## Specifications of FRP Cable Tray Corner Elbows



## Specifications of FRP Cable Tray Corner Elbows



The drawings which constitute a part of these specifications indicate the general route of the cable tray systems. Data presented on these drawings is as accurate as preliminary surveys and planning can ...




The installation of REAL SAFETY Cable Tray should be made in compliance with the standards set forth by the National Electric Code and NEMA Publications FG-1 (current issue).









This document provides a catalogue of fiberglass reinforced plastic (FRP) cable tray and ladder products. It includes specifications and dimensions for straight sections, elbows, tees, and reducers ...



2.1 Cable trays & accessories shall be of two types, namely ladder type and perforated type. Technical particulars are specified in Data Sheet-A and drawings enclosed with this specification.



Please click the appropriate link below to view the catalog section as a PDF.

	<p>4.07 Cable tray must have integral connection between side rails and rungs consisting of nonmetallic mechanical fasteners and adhesive bonding.</p>
	<p>90° flat elbow. Available for purchase in a full composite system. Customised fitting dimensions are available upon request. Standard cable tray fitting fabricated using stainless steel (SS) angle plates ...</p>
	<p>7. FRP Cable Tray Ideal for Managing and Protecting Cables FRP cable tray is the support system for managing cables and protect cables from heating, rains and corrosive elements. There are two ...</p>
	<p>Cable Trays are designed to meet most requirements of cable and electrical wire installations and comply to local and international standards of fabrications and finishes.</p>
	<p>Depth (D): 1.2mm, 1.5mm, 2.0mm. Material: Mild steel sheet / PO steel sheet. Constructed Type: MIG welding. er coating / Hot Horizontal Elbow.</p>
	<p>The tray shall be assembled by the use of a locking pin made of fiberglass reinforced thermoplastic. The locking pin shall be inserted under pressure with a high strength, chemical resistant adhesive.</p>

## Contact Us

For more information, pricing, or custom network solutions, please contact us:

Website: <https://hashherbcafe.co.za>

Email: [hello@hashherbcafe.co.za](mailto:hello@hashherbcafe.co.za)

Phone: +27 63 814 7295

Address: 15 Galaxy Road, Linbro Business Park, Johannesburg, 2065, South Africa

This document is for informational purposes only. Specifications subject to change without notice.

