


## Size and grade of distribution box switches



## Size and grade of distribution box switches



The distribution section accommodates a minimum of 14 three-pole breakers (“21X” of circuit breaker distribution space; 1X = 1-3/8 inch). The panel section has provisions to accept breakers to a ...



Industry standards and NFPA® 70—the National Electrical Code® (NEC®) require protection of the entire electrical distribution system from damage due to short-circuit faults.



Enjoy shorter lead times and flexibility with Square D low voltage (LV) switchboards, UL 891 rated to meet various industry applications including data centers, hospitals, and offices. Includes the QED 2 ...




Easy Installation of outgoing The design of the pan assembly facilitates the installation of outgoing devices. Availability of mixing Mixing two different types of outgoing devices can be provided in ...



General Technical Particulars for LT Distribution Boxes : - The L.T. Distribution Boxes should be of the dimensions as per the drawing & details in the table furnished.



Infographic showing modular metal box size chart from 1M to 18M in inches and millimeters, including GI box dimensions, concealed box sizes, safety tips, practical selection examples, and common ...



Explore standard panel sizes, applications, and key differences for residential, commercial, and industrial use.



Learn standard electrical box dimensions for outlets, switches, and junction boxes. Compare sizes, depths, volume, and clearance for safe installations.



Generous top or bottom gutters have been created by locating the bus-link in the top or bottom of the distribution section, so there's ample room to run cables into the distribution section and make ...

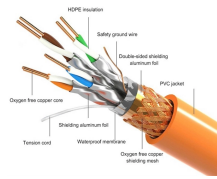


Electrical Distribution Enclosures Catalog For more than 25 years, Schneider Electric has produced low-voltage control and electrical distribution ...



Switches can come out of contact adjustment if a spindle bearing fails. Inertia rotating insulators pivot on double sealed stainless steel ball bearings at both the top and bottom of the ...

PRODUCT DETAILS



New switches shall have the following attributes: Switches shall be above-ground pad-mounted switchgear style, unless otherwise approved in writing by Facilities Services. See Figure 1 for details ...



The document discusses specifications for electrical distribution boards and main switches. It states that main switches come in various amperages, voltages as single, double or triple pole, and are iron clad.

## Contact Us

For more information, pricing, or custom network solutions, please contact us:

Website: <https://hashherbcafe.co.za>

Email: [hello@hashherbcafe.co.za](mailto:hello@hashherbcafe.co.za)

Phone: +27 63 814 7295

Address: 15 Galaxy Road, Linbro Business Park, Johannesburg, 2065, South Africa

This document is for informational purposes only. Specifications subject to change without notice.

