


Return coefficient of relay protection



Return coefficient of relay protection



The following is a detailed explanation of the return coefficient of the relay. I hope you will have a better understanding of the relationship between the return coefficient of the relay and the overload setting ...



Depending on the nature of the change in input values, 2 types of relays are distinguished: A distinctive feature of the relay is that the relay is returned from the tripped state to the initial one not at the ...



Long term cost reduction (TCO) for trainings and maintenance by reduce variety of relays. A fast and selective arc fault mitigation for air-insulated LV & MV switchgear and Relion protection and control ...



This guide deals primarily with the application of electrical relays and over-current protective devices to detect the fault current that results from an insulation failure.



Relay curves show only the time for the relay itself to operate and do not include additional time required to trip and clear the fault. The relay curve is shown as the dark blue line.



Speed of a protective relay communication channel is a measure of the time it takes to assert an element in the receiving relay after a logic status change is initiated in the transmitting relay.



The relay must be able to discriminate (select) between those ...



Protective relays and devices have been developed over 100 years ago to provide “lastline” of defense for the electrical systems. They are intended to quickly identify a fault and isolate it so the balance of ...



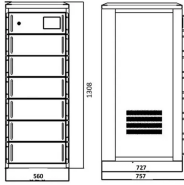
The following is a detailed explanation of the return coefficient of the relay. I hope you will have a better understanding of the relationship between the return ...



The value of the return coefficient for the relay of maximum action is less than 1, and for the relay of minimum action more than 1. To simulate relay protection, Simulink has a special Relay element ...




Inverse time over current relay or simply inverse OC relay is again subdivided as inverse definite minimum time (IDMT), very inverse time, extremely inverse time over current relay or OC relay.



When the protection is implemented using a current relay, the current value at which the relay should operate must be determined first. By means of the stabilizing voltage and the current setting, the ...



The level or type of protection offered by these relays is dependent on the specific application, and they utilize current and voltage transformers to monitor the system.



The relay must be able to discriminate (select) between those conditions for which prompt operation is required and those for which no operation, or time delayed operation is required.

Contact Us

For more information, pricing, or custom network solutions, please contact us:

Website: <https://hashherbcafe.co.za>

Email: hello@hashherbcafe.co.za

Phone: +27 63 814 7295

Address: 15 Galaxy Road, Linbro Business Park, Johannesburg, 2065, South Africa

This document is for informational purposes only. Specifications subject to change without notice.

