

Removal of the outer cover of the distribution box




Removal of the outer cover of the distribution box




Remove the cover, then before you go any further test the incoming cable at the incomer side of the main switch to establish that it is dead. If you are simply working on a single circuit from a local DB, ...



Homeowners should not remove the cover from an electrical panel - it is unsafe to do so. [Click to enlarge any image] Homeowners should look at their electrical equipment for signs of trouble and ...



You will secure the outer cover of the panel box with four or six screws to remove to take the panel. Make sure you put the screws in a safe place after removing them so you don't lose them.



I have a 2018 Heartland Pioneer PI RK 280 travel trailer with a WF-8900 series WFCO Power Center (breaker/fuse box). I need to inspect/change DC branch circuits reaching this box.



If the distribution box has multiple outlets, adjust each one independently. If a single outlet services more than one loader, adjust setting using loader that is located furthest from the distribution box.



With the right information and technique, you should be able to remove a "KO" from electrical panels and other electrical enclosures without any problems. Ensure that the wire/wires ...



With the right information and technique, you should be able to remove a "KO" from electrical panels and other electrical enclosures without any problems. Ensure that the wire/wires ...




To get access to the circuit breakers inside the panel box, you have to remove the panel cover. It is a simple task and can be done easily using either a screwdriver or a cordless drill with ...



Now that the power is off, you can loosen the screws that hold the box together and remove the cover. Inside you'll find the electrical components, such as the wiring, breakers, and fuses.



Septic system distribution box lid replacement. Electronic underground locating. On site wastewater.



Begin by holding the cover in place and using the screws provided to secure it to the box. Once the cover is secured, be sure to replace the panel box door and replace all of the circuit breakers and ...

Contact Us

For more information, pricing, or custom network solutions, please contact us:

Website: <https://hashherbcafe.co.za>

Email: hello@hashherbcafe.co.za

Phone: +27 63 814 7295

Address: 15 Galaxy Road, Linbro Business Park, Johannesburg, 2065, South Africa

This document is for informational purposes only. Specifications subject to change without notice.

