


Relay Protection Capacity Calculation Method



Overview

Use this Protection Relay Setting Calculator to calculate pickup current, time multiplier settings (TMS), operating time, coordination time interval (CTI), and plug setting multiplier (PSM) using fault current, CT ratio, and IEC 60255 curve parameters. Selective short-circuit protection can be achieved in different ways, such as: Time-graded protection Time- and current-graded protection A straightforward way of obtaining selective protection is to use time grading. The principle is to grade the operating times of the relays in such a way that. Relay coordination is the process of selecting settings that will assure that the relays will operate in a reliable and selective way. This standard mandates that generator, transmission, and distribution owners establish a process for developing new and revised protection settings and properly coordinate their systems with interconnected utilities as part of Requirement 1. The zone1. Development of new methods of automated coordination of traditional step-type protection and multidimensional protection based on statistical principles is necessary for creation of an effective system of relay protection for advanced power supply systems with a complex topology.

Relay Protection Capacity Calculation Method



This method ensures that, for full-load through-current conditions, all incoming current multiples of tap sum to 1.0 and all outgoing current multiples of tap sum to -1.0, with a reference direction into the ...



This calculator performs basic distribution system protection calculations, including base current, secondary current, plug setting multiplier, and relay operating time.





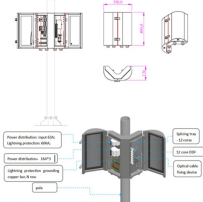


Protection Coordination Principles Relay coordination is the process of selecting settings that will assure that the relays will operate in a reliable and selective way. In OC relays the coordination is based on ...



A graphical-analytical method is proposed for automated calculation of the settings for multidimensional protection based on the matrix representation of the set of protection and protection zones, and an ...



Therefore, an automatic calculation method and system for relay protection setting in new energy station suitable for large-scale power system is proposed in this paper, which can significantly improve ...

	<p>Abstract: With the development of the power distribution system and equipment diversification, the accuracy of setting values is required to be at a high level to realize well protection coordination for ...</p>
	<p>Based on existing guidelines, the relay protection configuration and setting principles of the SFC system in pumped storage power plants are elaborated.</p>
	<p>For two-terminal or three-terminal lines where the remote station has a single-circuit breaker with breaker failure protection, set the relay to reach 125% of the Zone 2 relay reach.</p>
	<p>Use this Protection Relay Setting Calculator to calculate pickup current, time multiplier settings (TMS), operating time, coordination time interval (CTI), and plug setting multiplier (PSM) ...</p>
	<p>8.2.2 Time-graded Protection A straightforward way of obtaining selective protection is to use time grading. The principle is to grade the operating times of the relays in such a way that the relay ...</p>

Contact Us

For more information, pricing, or custom network solutions, please contact us:

Website: <https://hashherbcafe.co.za>

Email: hello@hashherbcafe.co.za

Phone: +27 63 814 7295

Address: 15 Galaxy Road, Linbro Business Park, Johannesburg, 2065, South Africa

This document is for informational purposes only. Specifications subject to change without notice.

