


Poor connection after inserting the pigtail into the flange



Overview

Solution: Disassemble, re-align flanges properly, and address the root cause of the pipe stress. Further. Flange misalignment (12%) While this isn't an exhaustive list, addressing these factors highlights the importance of comprehensive technical training for personnel involved in flange size or thickness, or reusing or greasing a gasket can all lead to leaks. Additionally, bending the gasket due to. Water pipe flanges should normally only be coupled to identical flanges using studs or bolts with washers on both sides of the joint and nuts. Direct connection to valves, pumps, tanks or other machinery using bolts screwed into threaded holes, or bolting to other types of flanges should only be. By Sandy Van den Broeck, Director Product Management and Strategic Projects at Burgmann Packings Group GmbH and member of ESA - Flange Gasket Division A study by the Pressure Vessel Research Council (PVRC) in the USA found that most flange joint leaks stem from: While this isn't an exhaustive list. Pipe flange connections are crucial components in various industrial piping systems, ensuring proper sealing and joining of pipes. However, over time, these connections may develop leaks due to various factors such as wear and tear, improper installation, or


corrosion. A leaking pipe flange. Flanged joints are key elements in process piping systems, allowing secure and flexible connections for ease of maintenance, inspection, and system modification.

Poor connection after inserting the pigtail into the flange




Equipped with a removable **Mounting Plate** inside the enclosure, enabling customized drilling and secure component mounting.

Learn the correct methods for making flange connections and avoid common mistakes with bolts and gaskets.



A leaking or failing flange connection can have severe consequences, ranging from minor operational inefficiencies to major safety incidents, environmental damage, and significant financial losses.



Flange leaks can mean lost productivity, safety hazards, and expensive repairs. Learn how to prevent these issues with proper training and techniques.



Advanced flange joint integrity management is far more than just tightening bolts; it's a critical discipline that underpins the safety, reliability, and profitability of any piping system.



Pipe flange connections are crucial components in various industrial piping systems, ensuring proper sealing and joining of pipes. However, over time, these connections may develop ...



Incorrect torque calculations, poor tightening and installation procedures, or using the wrong or uncalibrated torque tools can all contribute to premature joint failure.



Cause: Internal or external corrosion on flange faces or bolts. Solution: Clean/repair surfaces, apply protective coatings, or replace severely corroded components.



One of the most common damages in the flange is the loss or damage of this finish, caused during the disassembly of the flanges, misuse of the wedges and by blows or fission that ...



Most anomalies that arise during the service life of a flange joint are rarely due to erroneous design; they are almost always related to poor installation practices. This paper discusses installation issues that ...



Discover common causes of pipeline flange leaks and expert tips to prevent them, ensuring safety and smooth operations.

Contact Us

For more information, pricing, or custom network solutions, please contact us:

Website: <https://hashherbcafe.co.za>

Email: hello@hashherbcafe.co.za

Phone: +27 63 814 7295

Address: 15 Galaxy Road, Linbro Business Park, Johannesburg, 2065, South Africa

This document is for informational purposes only. Specifications subject to change without notice.

