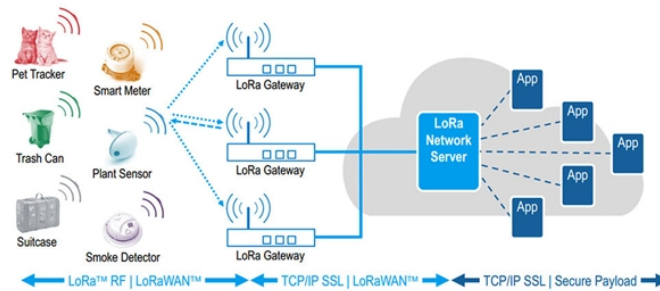
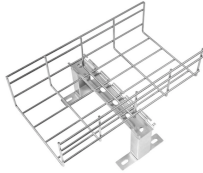


Outdoor cabinet installation RRU



Outdoor cabinet installation RRU



Transform your backyard into a culinary haven with our customizable outdoor kitchen cabinets. Choose from various layouts and finishes to fit your cooking style.



Looking for an outdoor kitchen? Don't settle for substitutes. Choose the best with Unlimited Outdoor Kitchen. Not only are they the most experienced outdoor experts in the area, but they have also been ...



The installation process involves installing an RRU and RRU cables, checking the RRU hardware installation, and powering on an RRU. Figure 5-1 shows the installation process.




This guide contains basic information required to install standard Denver or Brown Jordan Outdoor Kitchens cabinetry. The specifics of the design, configuration, location, space and other factors ...



Based in San Jose, CA, we're here to help you build your outdoor lifestyle with custom outdoor kitchens, pergolas, fireplaces, outdoor living rooms, paver design and installation.



At Cabinet San Jose, we understand that cabinets are more than just storage; they are a vital part of your home's aesthetic and functionality. Serving San Jose and the surrounding areas, we specialize ...



Proper Installation Requires Cabinets To Be Level, Square and Plumb! For proper installation of outdoor kitchen cabinetry, it is essential to make sure each cabinet is level, square and plumb. Obtain proper ...




The RRU installation process involves installing three RRUs, connecting antenna jumper cables, power cables, optical cables and grounding cables. Detailed steps are provided for installing each cable ...



- Reasonable inlet and route management of optical and power cables, convenient operation, small occupation space
- Modular design, changeable door based on different ...



Before installing an RRU, you must be familiar with its exterior, ports, indicators, installation options and installation clearance requirements. This chapter describes how to unpack and check the delivered ...



When installed on a tower, one RRU can be installed only in standard mode or reverse mode rather than side-mounted. Two RRUs cannot be installed in back-to-back mode. 1. Install the main bracket. ...



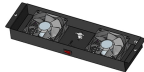
Outdoor kitchen design and features can vary considerably and thus so do the IRC requirements regarding their installation.



The RRU installation process involves installing three RRUs, connecting antenna ...



When the installation space is sufficient, the recommended installation clearance can be adopted. 1. Install the main bracket. When installing the main bracket, ensure that the contact piece on the ...



Installation of Werver outdoor cabinets does not require previous cabinet installation experience. A basic knowledge of common hand tools is required, but extensive ...

Contact Us

For more information, pricing, or custom network solutions, please contact us:

Website: <https://hashherbcafe.co.za>

Email: hello@hashherbcafe.co.za

Phone: +27 63 814 7295

Address: 15 Galaxy Road, Linbro Business Park, Johannesburg, 2065, South Africa

This document is for informational purposes only. Specifications subject to change without notice.

