

# Optocoupler bidirectional diode



## Optocoupler bidirectional diode




The FOD8012A is a half duplex, bi-directional, highspeed logic gate Optocoupler, which supports isolated communications allowing digital signals to communicate between systems without ...




An optocoupler (or opto-isolator) is a component that transfer signals between circuits using light. In this guide, you'll learn how they work and how you can use one in your own projects.



You can add a bridge rectifier around the optocoupler or use a bidirectional optocoupler.



You can add a bridge rectifier around the optocoupler or use a bidirectional optocoupler.




The simplest bidirectional opto-isolator is merely a pair of LEDs placed face to face and held together with heat-shrink tubing. If necessary, the gap between two LEDs can be extended with a glass fiber ...



Optocouplers use an LED to transmit signals across an isolation barrier (often just an air gap). Optocoupler dielectrics are built in an assembly house, not in the controlled environment of a ...



I design a circuit with two normal optos for each line however to save the parts and space I intend to use a one-directional opto for both sensors. My question is do these two circuits provide the ...



The interfacing of the optocoupler between digital or analogue signals needs to be designed correctly for proper protection. The following examples help in this area by using DC- and AC-input ...



It typically consists of a light-emitting diode (LED) on the input side and a photodetector (usually a phototransistor, photodiode, or photoSCR) on the output side, all enclosed in a light-tight package.



This data sheet describes the ACFL-6211U and ACFL-6212U bidirectional high-speed dual-channel low-power digital optocouplers with R 2 Coupler isolation. This white paper discusses the use of ...



Opto-isolators can be made to support bidirectional inputs by adding a second photodiode in anti-parallel on the input side. This makes the opto-isolator turn on to both positive and negative input signals.

## Contact Us

For more information, pricing, or custom network solutions, please contact us:

Website: <https://hashherbcafe.co.za>

Email: [hello@hashherbcafe.co.za](mailto:hello@hashherbcafe.co.za)

Phone: +27 63 814 7295

Address: 15 Galaxy Road, Linbro Business Park, Johannesburg, 2065, South Africa

This document is for informational purposes only. Specifications subject to change without notice.

