




Installation of 30kW distribution box

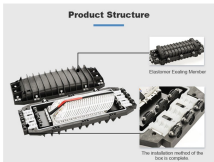



Installation of 30kW distribution box

	<p>SERVICE CENTER MINI-UNIT SUBSTATION INSTRUCTION AND INSTALLATION SHEET (Three-Phase - 30 kVA Models) FIGURE 1 - TYPICAL WIRING DIAGRAM DO NOT MAKE OR CHANGE ...</p>
---	---

	<p>30KW power distribution unit with 9 AC 220V output channels, supports manual and remote control via multifunction card. Operates on AC 380V input, with full circuit protection. Features DIN-mounted ...</p>
---	--

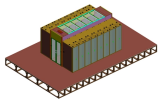
	<p>Before starting the installation, finding a proper place for putting the distribution box is crucial, because it largely decides the safety and convenience of maintenance. Let's see what factors ...</p>
---	---

	<p>The MEPDIS-R provides a flexible, modular, recoverable, safe power distribution capability. The 30kW PDS has two 100 Amp input receptacles to permit load paralleling and load ...</p>
---	---

	<p>Learn how to install a distribution box safely and correctly. Covers wiring, placement, standards, and expert tips for a compliant setup.</p>
---	--



The 30 kW AMEPDIS unit is a 120/208VAC, 60 Hz, 3-phase system that accepts multiple AC electrical inputs from larger power distribution units (PDUs), as well as single or paralleled power generation ...



The 30 KW PDP is designed to accept power at 120/208 VAC, 3-phase, utilizing a 100 amp Class-L connector. Power is then distributed at 120/208 VAC 3-phase and 120 VAC 1-phase.



Installing a 30kW generator is a significant investment in your property's resilience and functionality. By carefully planning, working with professionals, and following best practices for ...



The MEPDIS-R provides a flexible, modular, recoverable, safe power distribution capability. The 30kW PDS has two 100 Amp input receptacles to permit load paralleling and load ...



Read and understand this entire manual and any additional site-specific installation documents before attempting to assemble, install, or operate the luminaire. If you have any questions regarding the ...



Email us with any questions or inquiries or use our contact data. We would be happy to answer your questions. Subject : 30KW CARD distribution box

Contact Us

For more information, pricing, or custom network solutions, please contact us:

Website: <https://hashherbcafe.co.za>

Email: hello@hashherbcafe.co.za

Phone: +27 63 814 7295

Address: 15 Galaxy Road, Linbro Business Park, Johannesburg, 2065, South Africa

This document is for informational purposes only. Specifications subject to change without notice.

