


## Insert the pigtail backwards




## Insert the pigtail backwards



Our preferred patient position is shown in Fig. 2A, the patient is supine with the ipsilateral arm crossing over the chest and a rolled-up blanket placed under the back to bump the patient up.



Insert the obturator all the way into the pigtail catheter with the stop cock, and lock it in place. This will ensure that your chest tube is rigid and make it easy to feed over the guidewire and ...



Insert the obturator all the way into the pigtail catheter with the stop cock, and lock it in place. This will ensure that your chest tube is rigid and make it easy to feed over the guidewire and through the chest wall.



Dr. Habeeb reviews how to insert a pigtail catheter for spontaneous or iatrogenic pneumothorax and simple pleural effusions and how to secure a chest tube, only in this month's videos.



Learn more on CTSNet: <https://> Cardiothoracic Surgery Network (CTSNet) connects t...



Insert the needle over the superior aspect of the rib while drawing back. Once in the pleural space, the syringe plunger will give way aspirating bubbles in pneumothorax and pleural fluid ...




This contemporary video demonstrates the step-by-step process of placing a pigtail catheter to treat both pneumothorax and effusion. The authors break the placement of a pigtail catheter into eight ...



Dr. Alexander Ednie, thoracic surgeon, describes his approach to insertion of percutaneous pig tail catheters and chest tubes. This includes the 14F pig tail catheter “Wayne pneumothorax” kit and the ...



Make a small incision with 11-blade alongside guidewire, then dilate to required depth with dilator, then insert pigtail with obturator over wire to appropriate depth.



Pigtail placement: introduce the catheter over the wire guide until all the portholes are inside the skin and pleural cavity. NOTE: the wire guide should always extend beyond the catheter tip.

## Contact Us

For more information, pricing, or custom network solutions, please contact us:

Website: <https://hashherbcafe.co.za>

Email: [hello@hashherbcafe.co.za](mailto:hello@hashherbcafe.co.za)

Phone: +27 63 814 7295

Address: 15 Galaxy Road, Linbro Business Park, Johannesburg, 2065, South Africa

This document is for informational purposes only. Specifications subject to change without notice.

