


How wide is a low-voltage enclosed busbar



Overview

Wide-Row Busbar system: A compact busbar design packs phases closely together in the enclosure, minimizing footprint. A wide-row busbar spaces the conductors farther apart, often used where higher voltage clearance or specialized connectors are required. The IEC standard for busbar sizing provides detailed guidelines to help engineers select appropriate busbar dimensions. This ensures that systems operate reliably without overheating or causing electrical hazards. The International Electrotechnical Commission (IEC) issues globally accepted. In low-voltage power distribution, the cabinet is never just a cabinet, and the busbar is never just a strip of copper. Behind every reliable low voltage switchgear lineup is a design balance that is harder than it first appears: current must flow safely, heat must be controlled, internal space. A low-voltage Enclosed busbar system uses conductive bars (instead of individual cables) to deliver power to devices within switchgear and control cabinets. All circuit breaker drawout elements t-age switchgear is available and is UL listed to ANSI/IEEE C37.


How wide is a low-voltage enclosed busbar



Eaton's CMP switchboard combines all three components of a service entrance application into a single cell, including a main service compartment, a utility metering section and the distribution feeders, ...



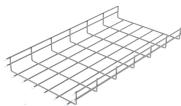
Learn how low voltage switchgear design balances busbar current rating, cabinet space, heat management, and modular construction for U.S. and European projects.



The insulation used is a UL recognized thermoset material that has excellent heat resistance, flame retardance, dimensional stability and low moisture absorption.



Power-Zone bus is designed and constructed for unbraced spans of 12-20 ft (366-610 cm). Consult your local Schneider Electric representative for longer unbraced spans. Recommended support ...



We will study how important it is to calculate busbar size to prevent overheating that further causes faults.



The IEC 61439 standard applies to busbar assemblies that will be installed in electrical applications with a voltage rating up to 1000 V (for AC) and 1500 V (for DC).



Modern power distribution increasingly relies on modular busbar systems for efficient and safe electrical wiring. A low-voltage Enclosed busbar system uses conductive bars (instead of ...



Calculate the correct busbar size using current (A) or power (kW). Features standard sizing, plus full IEC 61439 & NEC compliant verification for copper and aluminum busbars.



The IEC standard for busbar sizing provides detailed guidelines to help engineers select appropriate busbar dimensions. This ensures that systems operate reliably without overheating or ...



In general, motor starters rated 37A and below are 45 mm wide; between 40A and 55A are 54 mm wide, and 60A to 100A are 72 mm wide. In addition, most accessories like auxiliary contacts can be used ...



We will study how important it is to calculate busbar size to prevent overheating that further causes faults.

Contact Us

For more information, pricing, or custom network solutions, please contact us:

Website: <https://hashherbcafe.co.za>

Email: hello@hashherbcafe.co.za

Phone: +27 63 814 7295

Address: 15 Galaxy Road, Linbro Business Park, Johannesburg, 2065, South Africa

This document is for informational purposes only. Specifications subject to change without notice.

