


How to remove the metal ring from the pigtail



Webit Cabling

Overview

Spot a seam, taper, or hooked tip — yes = split/pigtail. A compact link remover with a liftable platform for accurate punch-to-pin alignment, plus a combined strap holder for easier. Depinning an automotive connector is the means by which you successfully remove the pins, aka terminals from the connector housing. This consists of using the proper tools such as a mini screwdriver set or a specific depin tool, like our terminal depin release kit. Identifying which type your watch uses is the first step. This guide gives a clear, comparative, step-by-step approach for beginners. Before beginning any work on a vehicle's electrical system, the primary safety action involves disconnecting the negative battery terminal. It outlines seven easy steps to replace a pigtail connector, making it accessible for DIY enthusiasts and individuals dealing with electrical issues.

How to remove the metal ring from the pigtail



Easily remove backgrounds from any image using Picsart's AI-powered Background Remover. Perfect for product photos, portraits, and social media posts, it delivers clean, professional results in seconds.



Learning how to remove ignition coil connector pigtails properly saves you a massive headache and prevents the need for expensive wiring harness repairs later. This guide will provide ...



With Photoroom, you can remove the background from any image while preserving every detail. Our AI background remover maintains image resolution, sharpness, and edge precision, so your product or ...



Experience seamless background removal with RemoveBG.io. Our advanced AI technology automatically detects and removes backgrounds from your images, delivering high-quality results in ...



Follow the specific removal and reassembly steps for push, screw, and split pins, and consult the troubleshooting checklist for stuck or misaligned links. Practice safely on inexpensive ...



It outlines seven easy steps to replace a pigtail connector, making it accessible for DIY enthusiasts and individuals dealing with electrical issues. Key steps include selecting the right tools, ...



Remove the background of your JPG and PNG images with exceptional quality. Remove image backgrounds online with our powerful background removal tool. Save time editing with this AI ...



Remove image backgrounds in HD instantly and free. No account, no limits, no quality loss—download full-resolution results easily.



Disconnecting the old pigtail connector is a crucial step in the process of replacing it. Follow these steps to safely disconnect the old pigtail connector from the electrical system. 1. Turn ...



Each connector is designed different so each release method per pigtail will not be the same. As you'll see in this video to the right, we demonstrate how to depin each connector but some are released a ...




Learn the proper, safe techniques for replacing damaged electrical pigtail connectors, ensuring a durable, verified repair.



Remove image backgrounds in seconds with Removal.AI. Save your time and get creative. Try it for free now! No sign-up required.



Featured Videos Automotive Pigtail & Connector Experts | How to Release Terminals, De-Pin
https://findpigtails/?utm_source=autobodynews&utm_medium=link&utm_campaign=abnfb_vid



Follow the specific removal and reassembly steps for push, screw, and split pins, and consult the troubleshooting checklist for stuck or misaligned links. ...



Yes, you can remove the background of high resolution (hd) images using Erase.bg completely for free. There is no charge for downloading high-resolution images without background.




Remove the background from your image to make standout content. Easily get rid of any background, make your subject stand out, or layer cutout images to make a unique collage.



Safe, easy to use, cuts ANY ring metal (even tungsten and titanium). The Dolphin™ Ring Cutter and Compression Device™ are revolutionizing stuck ring removal.



That metal connector is an “aluminum” ferrule. Where “aluminum” could be some other deformable metal. If you're careful, you can work it apart using a couple of flat head screw drivers. ...



Remove image backgrounds automatically in 5 seconds with just one click. Don't spend hours manually picking pixels. Upload your photo now & see the magic.



Remove background from an image with just a few clicks using Pixlr's AI-powered tool, which automatically detects and erases the background, leaving you with a transparent backdrop.



In this video, we demonstrate how to depin and remove the terminals from the most common, top-selling automotive electrical connectors. ...more.

Contact Us

For more information, pricing, or custom network solutions, please contact us:

Website: <https://hashherbcafe.co.za>

Email: hello@hashherbcafe.co.za

Phone: +27 63 814 7295

Address: 15 Galaxy Road, Linbro Business Park, Johannesburg, 2065, South Africa

This document is for informational purposes only. Specifications subject to change without notice.

