


How to install anchor bolts on telecommunication towers



Overview

Estimate the length of guy wire and cut it before raising the mast. Screw anchors can be installed by hand in many types of soils. These locations are determined with respect to the tower base and are indicated on the tower. The ETP-WTR consists of an RF remote called a fleX, a 6" whip antenna, 9' antenna cable, a dc power supply, and a power supply cord. Whether you're installing a new small cell network to tackle capacity and density issues, or erecting freestanding cellular towers to support more antennas and bandwidth, there are important safety issues you have to take into account. For example, while small cell sites bring coverage to areas. CHANCE® Helical Anchors have been the primary guy wire anchor in electric transmission for decades and are widely used today for guying communication towers, radio towers, poles, and other structures in civil construction. Applications range from one-sided installation of structural bolts to no-weld installation processes for climbing brackets.

How to install anchor bolts on telecommunication towers



We're at a critical step in our ham radio tower build—pouring concrete into the pad form and precisely placing anchor bolts using a precut template for perfect hole positioning! Perfect for...



Design of anchor bolt for communication tower TIA-G.



This manual is for tower installation only. For instructions on installing the anchor bolts into the foundation, see the ETP-MT/R Anchor Bolt Installation Instructions.



Applications range from one-sided installation of structural bolts to no-weld installation processes for climbing brackets. No matter what the application requires, our range of tower bolts stand the test of ...



Technical guidelines for telecommunications mast and tower installation, covering design, construction, maintenance, and environmental safety.



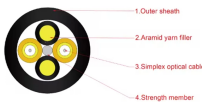
This manual is for anchor bolt installation only. For instructions on installing the tower onto the anchor bolts, see the ETP-MT Tower Installation Instructions.



We provide guy wire anchor solutions for guyed tower foundation designs. Learn about the benefits of using helical anchors for tower guy wire installation.



View and Download Talkphone WEBS-MT/R installation instructions manual online. WEBS-MT/R desktop pdf manual download.



Tightness of the members or the nut and bolts in connections is very important in the erection process. Final tightening is done after full erection ...




While there are a variety of anchors available, and some companies prefer what's known as an "earth anchor" to support their structure, guy wire anchors are most often set into a concrete anchor block ...



When the distance is from 6 feet to 8 feet wide, anchors are required unless there is a railing or parapet at least 2 feet high. When the distance is less than 6 feet, anchors or equivalent protection as ...



Note: This manual is for anchor bolt installation only. For instructions on installing the tower onto the anchor bolts, see the ETP-MT Tower Installation Instructions.



Before starting, mark the anchor locations. These locations are determined with respect to the tower base and are indicated on the tower manufacturer's standard drawings for the type, height and wind ...



Install guy anchor bolts. Estimate the length of guy wire and cut it before raising the mast. Attach guy wires to a mast using guy rings. Carefully connect the antenna and mast assembly to its mounting ...



Explore our extensive range of steel structures and ballasts designed for telecommunication towers. Ensure durability and stability with Great Plains Tower Products.

Contact Us

For more information, pricing, or custom network solutions, please contact us:

Website: <https://hashherbcafe.co.za>

Email: hello@hashherbcafe.co.za

Phone: +27 63 814 7295

Address: 15 Galaxy Road, Linbro Business Park, Johannesburg, 2065, South Africa

This document is for informational purposes only. Specifications subject to change without notice.

