


## How to improve the performance of pre-embedded cold joints



### Overview

Identify cold joints by visible seam, roughness, and lack of bonding. Clean and profile with mechanical scarifying to create acceptor surface for bonding. This article provides a detailed exploration of the causes, detection methods, and solutions for cold solder joints, supported by scientific principles, data, and practical examples. Apply a bonding agent to enhance adhesion between the existing and new concrete. For minor repairs, a. Learn how to prep and bond a next-day concrete pour to repair a cold joint. By utilizing the improved YOLO11-LP license plate recognition system, we record license plate information and calculate the supply. Proper identification and repair of cold joints are essential for maintaining the durability and performance of any concrete structure. Concrete is one of the most widely used building materials in the world due to its strength, versatility, and durability. Whether you're a hobbyist or a professional, this practical.

## How to improve the performance of pre-embedded cold joints



Learn how to prep and bond a next-day concrete pour to repair a cold joint. This guide walks through practical surface prep, bonding methods, and timing so you can create a strong, durable joint. You'll ...



By minimizing the number of construction joints and ensuring that any unavoidable joints are treated meticulously with construction joint preparation techniques and concrete bonding agents, ...



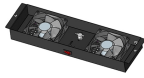
Learn how to prep and bond a next-day concrete pour to repair a cold joint. This guide walks through practical surface prep, bonding methods, and timing so you ...




**Conclusion: Master Soldering for Reliable Electronics** Cold solder joints are a common challenge in electronics repair, but with the right knowledge ...



Don't just seal concrete cold joints—diagnose their cause and structural risk. Get expert methods for both cosmetic fixes and structural restoration.



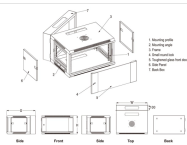
By intentionally interrupting the on-site pouring process and controlling the slurry injection timing, we systematically investigated the formation mechanisms and characteristics of cold joints.



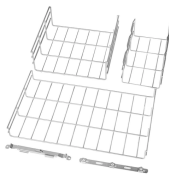
Addressing cold solder joints is critical for ensuring the reliability and performance of electronic devices. This article provides a detailed exploration of the causes, detection methods, and ...



To resolve the issue of cold joints forming in concrete during the construction process, this study has developed a control system with visual prevention capabilities.



Conclusion: Master Soldering for Reliable Electronics Cold solder joints are a common challenge in electronics repair, but with the right knowledge and techniques, you can identify, repair, ...



Discover proven methods to repair cold joint concrete issues and prevent future occurrences. Learn effective techniques for stronger, durable concrete structures.



This article will explore what cold joints are, why they occur, the risks they pose, and how cold joint injection provides a reliable fix for both residential and commercial construction projects.



some precasters to check for poor or incomplete placement at cured grouted joints. This informal procedure uses a 5/16 in. (8 mm) hammer drill bit, drilled into the grout joint

## Contact Us

For more information, pricing, or custom network solutions, please contact us:

Website: <https://hashherbcafe.co.za>

Email: [hello@hashherbcafe.co.za](mailto:hello@hashherbcafe.co.za)

Phone: +27 63 814 7295

Address: 15 Galaxy Road, Linbro Business Park, Johannesburg, 2065, South Africa

This document is for informational purposes only. Specifications subject to change without notice.

