

How to contact a relay protector




How to contact a relay protector




Types of protection relays are mainly based on their characteristic, logic, on actuating parameter and operation mechanism. Protective relays can be categorized based on their operating ...



Protective relays and devices have been developed over 100 years ago to provide “lastline” of defense for the electrical systems. They are intended to quickly identify a fault and isolate it so the balance of ...



There is a choice of devices that can be used for contact suppression that includes diodes, RC snubber circuit, metal oxide varistors or transient voltage suppression diode. The two most common methods ...




Typical contact protection circuits are given in the table below, please note AC or DC applications. Click image to enlarge: Figure 1. Image of Relay Contact Protection Circuits.



Recommended methods for contact protection in DC circuits include both RC snubbers and MOVs, as described above. Location can be either across the load or across the contacts.



Providing the relay is free from dirt, the metal disc and the spindle with its contact will reach the fixed contact, thus sending a signal to trip and isolate the circuit, within its designed time and current ...



For the relay to meet its life expectancy, the current and voltage must not exceed the limits shown by the red curves. Should the ratings be exceeded, the relay ...



Contact protection methods are designed to mitigate the wear and degradation occurring during the normal use of contacts within an electromechanical switch, ...



What is a Protection Relay? An electrical device designed to detect some specified condition in a power system, and then command a circuit breaker either to trip or to close in order to protect the integrity ...



Possible causes of arcing are contact bounce and/or already damaged contacts. To reduce the effects of contact bounce, you could put an RC ...



Protection relays safeguard against equipment damage by promptly identifying problems in electrical systems, such as overcurrent, overvoltage, or underfrequency.



The norms of protection of generators, transformers, lines and capacitor banks are also given. The procedures of testing switchgear, instrument transformers and relays are explained in detail.



The norms of protection of generators, transformers, lines and ...



Traditionally, protective relays were electromechanical devices that utilized induction disk, coils, contacts, and solenoid elements to determine protective characteristics.



Circuit and Load Protection products protect solenoids, relay coils, pilot devices, PLC outputs, and more.

Contact Us

For more information, pricing, or custom network solutions, please contact us:

Website: <https://hashherbcafe.co.za>

Email: hello@hashherbcafe.co.za

Phone: +27 63 814 7295

Address: 15 Galaxy Road, Linbro Business Park, Johannesburg, 2065, South Africa

This document is for informational purposes only. Specifications subject to change without notice.

