

How is relay protection capacity calculated



Overview

Motor protection relay settings are calculated from motor nameplate data, current transformer ratios, and system grounding method. The operating time of definite time relays does not depend on the magnitude of the fault current, while the operating time of inverse time relays is shorter the. Use this Protection Relay Setting Calculator to calculate pickup current, time multiplier settings (TMS), operating time, coordination time interval (CTI), and plug setting multiplier (PSM) using fault current, CT ratio, and IEC 60255 curve parameters. Determine the operating time t_1 of the relay for the given Time Dial. Calculate the multiple of Pick Up value of. This technical document focuses on concepts, definitions and calculations to find the maximum loadability limit of a distance relay with mho and lens characteristics. Typically, distance relays protect transmission lines from power system faults by using the method of step distance protection.

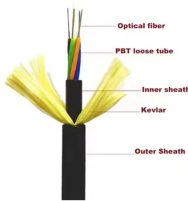
How is relay protection capacity calculated



Protection relays employ a wide range of configurable parameters to identify defects & trip the breaker in a controlled & selected manner. Understanding each setting facilitates proper relay ...




Plug setting multiplier of relay is referred as ratio of fault current in the relay to its pick up current. Suppose we have connected on protection CT of ratio 200/1 A and current setting is 150%.



According to the global IEC 60255 standard, there are three primary mathematical curve shapes that protection engineers use to build their TCC graphs. Our relay setting calculation ...



Calculate thermal overload, overcurrent, ground fault, and differential relay settings with step-by-step examples. Covers CT ratios and common mistakes.



Calculate IEC-compliant overload relay settings quickly and accurately with our easy-to-use Overload Relay Calculator. Ensure motor protection today!



The calculations are performed to determine appropriate relay settings that ensure ...



Typically, distance relays protect transmission lines from power system faults by using the method of step distance protection. This method uses the line impedance as the basis to form zones of ...




The calculations are performed to determine appropriate relay settings that ensure protection and coordination within the power system network.



Protection engineers calculate the maximum load current, the minimum fault current, and the full range of possible voltage levels to ensure relay performance under all conditions.



Protection Coordination Principles Relay coordination is the process of selecting settings that will assure that the relays will operate in a reliable and selective way. In OC relays the coordination is based on ...



Use this Protection Relay Setting Calculator to calculate pickup current, time multiplier settings (TMS), operating time, coordination time interval (CTI), and plug setting multiplier (PSM) ...



When the protection is implemented using a current relay, the current value at which the relay should operate must be determined first. By means of the stabilizing voltage and the current setting, the ...

Contact Us

For more information, pricing, or custom network solutions, please contact us:

Website: <https://hashherbcafe.co.za>

Email: hello@hashherbcafe.co.za

Phone: +27 63 814 7295

Address: 15 Galaxy Road, Linbro Business Park, Johannesburg, 2065, South Africa

This document is for informational purposes only. Specifications subject to change without notice.

