

How is Samoa s share calculated



Overview

Statistical Concept and Methodology: Inequality in the distribution of income is reflected in the share of income or consumption accruing to a portion of the population ranked by income or consumption levels. Percentage shares by quintile may not sum to 100 because of rounding. Source: World Bank, Development Research Group. Data are based on primary household. Samoa applies personal income tax through a Pay As You Earn (PAYE) system, where employment income is taxed across progressive bands with increasing marginal rates. FAAMAUINA O LE ANAPOGI A LE MALO MA SAMOA ATOA – Aso Lulu 8 Aperila 2026 Samoa Bureau of Statistics (SBS) successfully concluded Days 2 and 3 of the Stakeholder Sensemaking Workshop, bringing. Therefore, each employee's annual leave should be established as Annual Days with the annual accrual (e. Any balance owed from their previous annual accruals should be set in Staff. History by adding a transaction containing the bring-on balance. It is an interactive web browser interface where you can view, query, and download data.

How is Samoa's share calculated




All new and revised statistical data are released and published by the Economics Department of the Central Bank of Samoa are released here. The statistical tables are available in ...



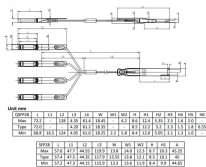
In preparation for the Population- Housing Listing and Mapping Update fieldwork, the Census, Surveys and Demography Statistics Division of the Samoa Bureau of Statistics commenced.




Explore Samoa tax tables, including income tax rates, PAYE bands, thresholds and contributions. Understand how taxation works in Samoa and access current and historic tax tables by year.




SAMOA STATS PORTAL is a free online tool that presents data in a searchable, flexible, and dynamic way. It is an interactive web browser interface where you can view, query, and download data.



National Summary Data Page (NSDP)-Samoa Data linked from this page correspond to data described in the International Monetary Fund's DSBB. For a fuller explanation of the DSBB and the enhanced ...



NOTE: Superannuation in Samoa is usually based on all taxable earnings. There is an option on all time, leave and allowance codes to include for superannuation or not.



Discover the Samoa tax tables for 2024, including tax rates and income thresholds. Stay informed about tax regulations and calculations in Samoa in 2024.



Need help? Call us on +685 62000 or email info.stats@sbs.gov.ws.

Contact Us

For more information, pricing, or custom network solutions, please contact us:

Website: <https://hashherbcafe.co.za>

Email: hello@hashherbcafe.co.za

Phone: +27 63 814 7295

Address: 15 Galaxy Road, Linbro Business Park, Johannesburg, 2065, South Africa

This document is for informational purposes only. Specifications subject to change without notice.

