


Function of Ultraviolet Spectrometer



Overview

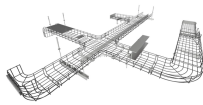
Ultraviolet-visible spectrophotometry (UV-Vis or UV-VIS) refers to or reflectance spectroscopy in part of the and the full, adjacent regions of the. Being relatively inexpensive and easily implemented, this methodology is widely used in diverse applied and fundamental applications. The only requirement is that the sample absorb in the UV-Vis region, i.



Function of Ultraviolet Spectrometer



Ultraviolet-visible (UV-Vis) spectrophotometry is defined as a simple, sensitive, and reliable technique used for the determination of very low concentrations of compounds, utilizing small amounts of samples.



Ultraviolet spectroscopy analyzes substance properties through their interaction with UV light, revealing molecular structure and chemical bonding.



A UV-Vis spectrophotometer is an analytical instrument that measures the amount of ultraviolet (UV) and visible light that is absorbed by a sample. It is a widely used technique in chemistry, ...



UV spectroscopy is an analytical technique that measures how much ultraviolet and visible light a substance absorbs. By shining a beam of light through a sample and recording which ...




A UV-Vis spectrophotometer measures the amount of light that enters a sample solution and compares that intensity to the light that was incident, providing important insights into the ...



It helps to identify, assess purity, and quantify the components of the sample by analyzing the pattern of absorption and transmission of light. It may apply in several sample types, ...



UV-vis spectroscopic data can give qualitative and quantitative information of a given compound or molecule. Irrespective of whether quantitative or qualitative information is required it is important to ...



Ultraviolet spectrophotometry is a powerful technique often employed in various fields of science. By measuring the absorbance of ultraviolet light by a sample, this method provides pivotal insights into ...



Explore how UV-Vis spectroscopy works, its key components, strengths, limitations and wide-ranging applications from nucleic acid analysis to pharmaceuticals.



Overview
Optical transitions
Applications
Ultraviolet-visible spectrophotometer
Microspectrophotometry
Additional applications
See also



It sits within optical spectroscopy and is widely used in analytical and research laboratories to measure concentration and investigate the light-absorbing characteristics of atoms and molecules.



It helps to identify, assess purity, and quantify the components of ...

Contact Us

For more information, pricing, or custom network solutions, please contact us:

Website: <https://hashherbcafe.co.za>

Email: hello@hashherbcafe.co.za

Phone: +27 63 814 7295

Address: 15 Galaxy Road, Linbro Business Park, Johannesburg, 2065, South Africa

This document is for informational purposes only. Specifications subject to change without notice.

