




## Distribution box five-hole socket model and specifications





## Distribution box five-hole socket model and specifications

	<p>The specifics for this configuration are listed in the specification table and supporting documentation (CAD files, Dimensional Drawing, Name Plate Diagram, Wiring Diagram, etc.).</p>
---	--

	<p>Distribution Boxes - 5 Hole D-Box Download - Mass 5 Hole D-Box Download - Mass D-Box Riser Download - 7 Hole D-Box Download</p>
---	--

	<p>We have defined different product models in the corresponding sectors of a clock, wherein the sectors marked in black refer to our standard models, and others are special models that need to be ...</p>
--	--

	<p>The box includes closure plugs, grounding screws, and mounting lugs. Additionally, its threaded hubs are 1 inch to fit your specific needs. This gang box is also both cULus listed, UL listed, and both 2011 ...</p>
---	--

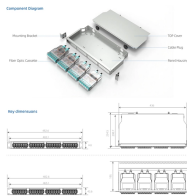
	<p>125] 2" 5" Inner Dia. Outlets SECTION AA          Specifications: - Concrete Minimum Strength: 4640 psi [32 MPa] at 28 days - Air Entraining: 5 - 8% - Reinforcement: 10m Rebar &amp; Structural Fibers - ...</p>
---	--



The CHINT A30 AC30-10540 Industrial Socket with five holes and 16A current rating is ideal for high-power applications. Featuring air-opening design for efficient cooling and DIN rail mounting, it ...



Legrand's range of industrial enclosures has been designed to the highest specification, providing the user with much more than just a box! Suitable for non-corrosive commercial and industrial ...



The new doghouse (portable distribution system) is ideal for tradeshow and exhibitions where a large number of convenience receptacles are needed over a wide area.



Below is a detailed breakdown of the most common types, their features, benefits, and ideal use cases. Designed for universal compatibility, this socket features five internal contacts that accept a wide ...



1 Inlet, 5 Outlet w/Gaskets Notes: 1. All dimensions are approximated. 2. 4000 PSI Concrete 3. Reinforcing - 1.6 x 1.6 WWF. Dimensions Length - 21" Width - 16" Height - 16" As Manufactured by ...



The new doghouse (portable distribution system) is ideal for tradeshow and ...

## Contact Us

For more information, pricing, or custom network solutions, please contact us:

Website: <https://hashherbcafe.co.za>

Email: [hello@hashherbcafe.co.za](mailto:hello@hashherbcafe.co.za)

Phone: +27 63 814 7295

Address: 15 Galaxy Road, Linbro Business Park, Johannesburg, 2065, South Africa

This document is for informational purposes only. Specifications subject to change without notice.

