

Ceramic ferrule rubber ring leakage




Overview


Before starting, gather these tools: Turn off the main water valve to prevent leaks. Open the faucet to drain residual water. If stuck, apply lubricant and wait 5-10 minutes. Perfect Engineers, through its high-performance brand PE-LOCK, manufactures double ferrule fittings trusted for their leak-tight, high-pressure sealing. However, improper installation or use can lead to leaks, tube pull-out, vibration loosening, or fitting failure. This guide helps you diagnose. If you're experiencing a persistent leak from a compression fitting, it's crucial to identify the underlying cause and find an effective solution.



Ceramic ferrule rubber ring leakage



Back ferrule failures can cause hydraulic tubing systems to become damaged and prone to leakages. [Click here](#) to learn three common causes of back ferrule failure.




Uncover crucial insights in our article on ferrule fitting failure. Learn key warning signs and how to prevent potential issues with ferrule fittings.



Master the precise installation and crucial diagnosis of ferrule rings to ensure leak-free seals and secure connections.



Often, leaks in compression fittings are caused by overtightening. To tighten a nut, tighten it first by hand until it becomes impossible and then tighten it one half-turn ...



Facing leaks, pull-outs, or vibration in ferrule fittings? Get PE-LOCK's expert troubleshooting guide with step-by-step fixes, tests, and tips.



Often, leaks in compression fittings are caused by overtightening. To tighten a nut, tighten it first by hand until it becomes impossible and then tighten it one half-turn more with a wrench; the amount will vary ...



Facing leaks, pull-outs, or vibration in ferrule fittings? Get PE-LOCK's expert troubleshooting guide with step-by-step fixes, tests, and tips.



However, removing a damaged or stuck compression ring can be tricky—forcing it may damage pipes. This guide explains the proper removal steps and when to call a professional plumber ...



Learn the top reasons compression fittings leak, how to spot the signs early, and what you can do to fix or prevent issues.



I fitted an O ring behind the nylon washer, and this worked for a couple of days, then the tap started leaking really badly, and I dismantled it and found that the new O ring had vanished.



While it may seem logical to tighten the nut as much as possible, overtightening can damage the ferrule or the pipe, compromising the seal and causing leaks. Using a compression ...



They rely on a compression ring or ferrule to create a watertight seal. However, even with proper installation, leaks can sometimes occur. If you're experiencing a persistent leak from a ...



Back ferrule failures can cause hydraulic tubing systems to become damaged and prone to leakages. Click here to learn three common causes of back ferrule failure.

Contact Us

For more information, pricing, or custom network solutions, please contact us:

Website: <https://hashherbcafe.co.za>

Email: hello@hashherbcafe.co.za

Phone: +27 63 814 7295

Address: 15 Galaxy Road, Linbro Business Park, Johannesburg, 2065, South Africa

This document is for informational purposes only. Specifications subject to change without notice.

