
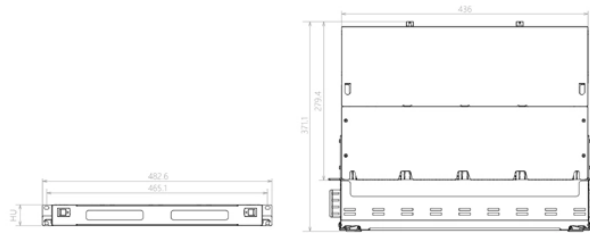


Busline Expansion Connector

Component Diagram



Key dimensions

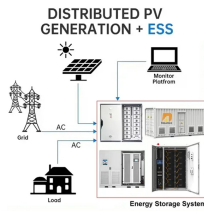


Overview

These flexible connectors allow for busway expansion and contraction on the low voltage spades. These accessories carry the full current of the bus pipe using Swage Technology. Swage Aluminum Bus Expansion Couplers are designed to compensate for. Sentron Busway delivers impressive features and benefits that make it ideal for many types of industrial and construction implementations. Pad conforms to NEMA standards. Service Entrance Run, Plug-In Type Vertical Riser, Plug-In Type Horizontal Run and Feeder Type Tie Run illustrate the basic systems.



Busline Expansion Connector




Our Vertiv Powerbar products also compliment the Vertiv Switchgear range to provide a complete power distribution solution. A complete power solution for transformer to main panel board connections. ...



DMC Power Swage Connectors and Tooling Catalog Bus Expansions Showing all 10 results



Siemens Power II Fit (P II F) Program compensates for dimensional deviations that may result in busway layouts. With the P II F Program, specific dimensions on straight sections and/or elbows may ...



Copper rope-lay and braided bus duct flex connectors maintain flexible, reliable, and durable connections in bus duct systems. Suitable for bus terminations, jumpers, and grounding applications, ...



Swage Aluminum Bus Expansion Couplers are designed to compensate for expansion and contraction in bus runs. These accessories carry the full current of the bus pipe using Swage Technology.



PLP Substation Expansion Connectors for 230kV and below are designed to be used in situations when an expansion joint is required in a section of bus tube that is fixed between two adjacent locations.



230 kV Aluminum Bolted Terminal Connectors for expansion and contraction i Material Aluminum Alloy



These flexible connectors allow for busway expansion and contraction on the low voltage spades. Positioning of these flexible connectors is critical for proper alignment between the busway and ...



Expansion terminal is designed to compensate for expansion and contraction in bus runs. Pad conforms to NEMA standards.



The expansion connector allows the connector to expand and contract between the fixed points in response to changes in operating temperature, a short-circuit, or seismic events. In doing so, the ...



An expansion fitting should be used under the following conditions: whenever a busway run crosses a building expansion, when a long straight run of busway does not contain any elbows, or both ends of ...

Contact Us

For more information, pricing, or custom network solutions, please contact us:

Website: <https://hashherbcafe.co.za>

Email: hello@hashherbcafe.co.za

Phone: +27 63 814 7295

Address: 15 Galaxy Road, Linbro Business Park, Johannesburg, 2065, South Africa

This document is for informational purposes only. Specifications subject to change without notice.

