


3M Junction Box Dimensions





Overview

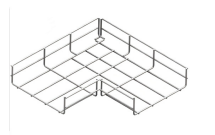
Use this junction box sizing calculator to determine the recommended dimensions of a junction box depending on the number of straight and angle pulls entering it and meet the National Electrical Code®. Not for consumer sale or use. 3M Deadbreak junction provides 2-way, 3-way and 4-way based connections for taps, splices or sectionalize circuits. 3M industrial and occupational products are intended, labeled, and packaged for sale. Residential lighting load calc dropped to 2VA/sq ft (branch circuits remain at 3VA). Chapters 7 & 8 restructured for limited-energy systems. Non-dwelling GFCI expanded to more. Within electrical installations regulated by NEC and UL standards, the terminology surrounding junction boxes extends well beyond simple measurements of length and width. 28, and they apply to all conductors 4 AWG and larger (Fig.


3M Junction Box Dimensions

 <p>OEM/ODM CUSTOMIZATION AVAILABLE</p> <p>Pull product customization</p> <p>Structure customization</p> <p>Brand customization</p> <p>Packaging design</p>	<p>The sizing requirements for pull boxes, junction boxes, handhole enclosures, and conduit bodies exist to prevent conductor insulation damage. Those requirements are in 314.28, and they apply to all ...</p>
--	--

	<p>Use this junction box sizing calculator to determine the recommended dimensions of a junction box depending on the number of straight and angle pulls entering it and meet the National Electrical Code®.</p>
---	--


	<p>Having a correct junction box size is not just about fitting wires into the junction box. But as long as you can confidently select the right junction box as detailed in this article, you are fit to ...</p>
--	---

	<p>Choosing the right electrical junction box size is crucial for safety and code compliance in your US projects. This guide helps you determine the correct dimensions based on wire fill capacity, ...</p>
---	--

 <p>50km/spool</p>	<p>NEC® Reference stallation and use of boxes. The article includes table references that guide the electrician in the selection of the proper box size necessary to safely accommodate ele trical service ...</p>
---	--



Learn NEC 2023 rules for junction box sizing, including terminal block requirements.



Choosing the right electrical junction box size is crucial for safety and code compliance in your US projects. This guide helps you determine the correct ...



3M Deadbreak junction provides 2-way, 3-way and 4-way based connections for taps, splices or sectionalize circuits.



Explore NEC-based standards, box dimensions, material guidelines, and installation precision in this complete electrical junction box selection and compliance handbook.



Junction Boxes Poly PBT Blend Enclosure; with DIN rail & 4 holes with glands & vent; External Size: 8.33 in x 6.36 in x 3.94 in; Internal Size: 7.50 in x 5.55 in x 3.35 in



Calculate proper junction box and pull box dimensions per NEC 314.28 requirements. Determine minimum sizes for straight pulls, angle pulls, and U-pulls with 4 AWG and larger conductors. ...

Contact Us

For more information, pricing, or custom network solutions, please contact us:

Website: <https://hashherbcafe.co.za>

Email: hello@hashherbcafe.co.za

Phone: +27 63 814 7295

Address: 15 Galaxy Road, Linbro Business Park, Johannesburg, 2065, South Africa

This document is for informational purposes only. Specifications subject to change without notice.

